

Report for TANPSG Business Survey 1

1. Response Counts

Completion Rate:

100%



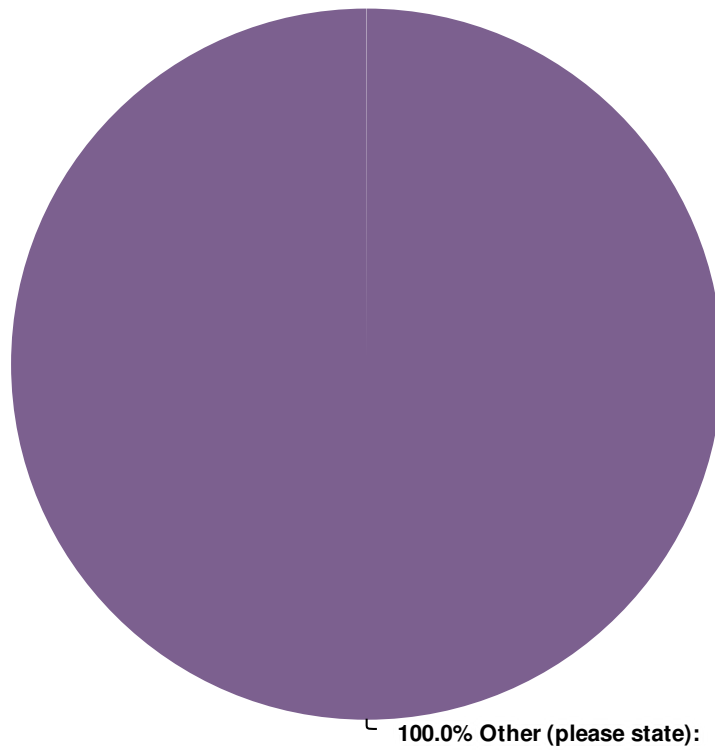
Complete  1

Partial  0

Disqualified  0

Total 1

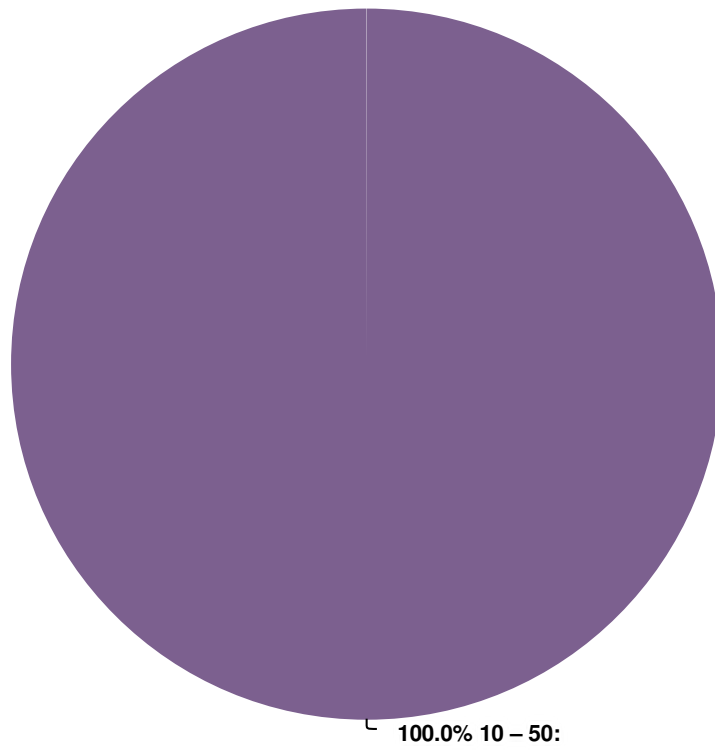
2. What is the nature of your business?



Value	Percent	Count
Other (please state)	100.0%	1
Total		1

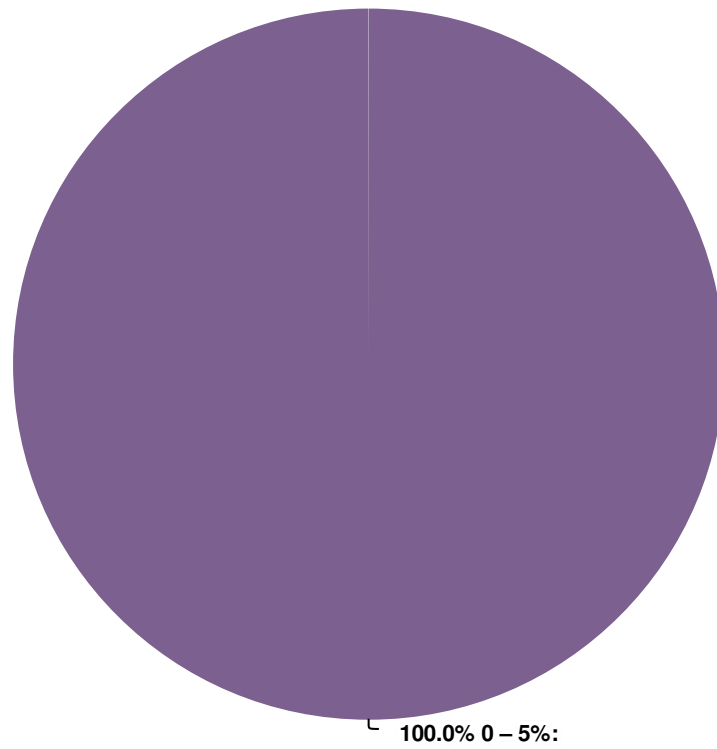
Other (please state)	Count
Education	1
Other (please state)	1
Total	1

3. How many people do you employ?



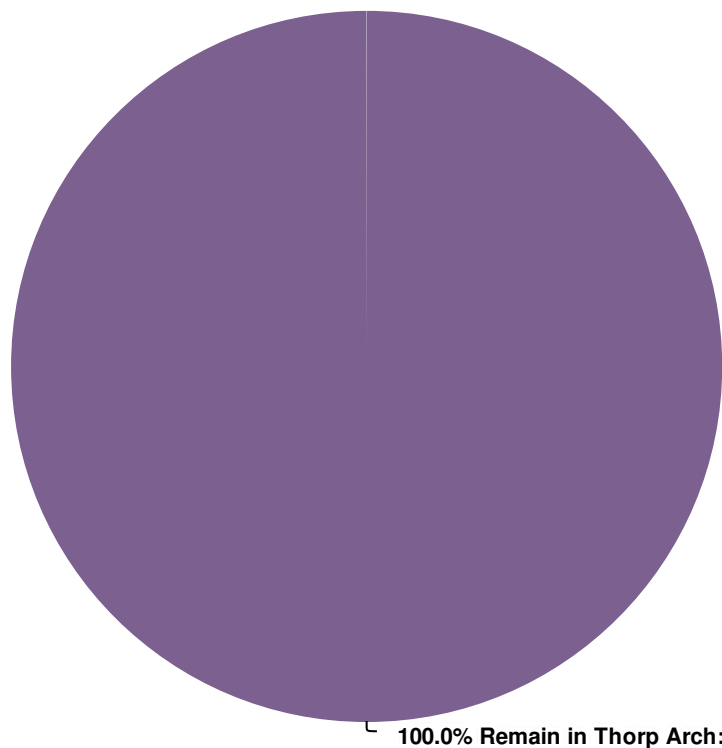
Value	Percent	Count
10 - 50	100.0%	1
Total		1


4. How do you expect your business to grow over the next 5 years?



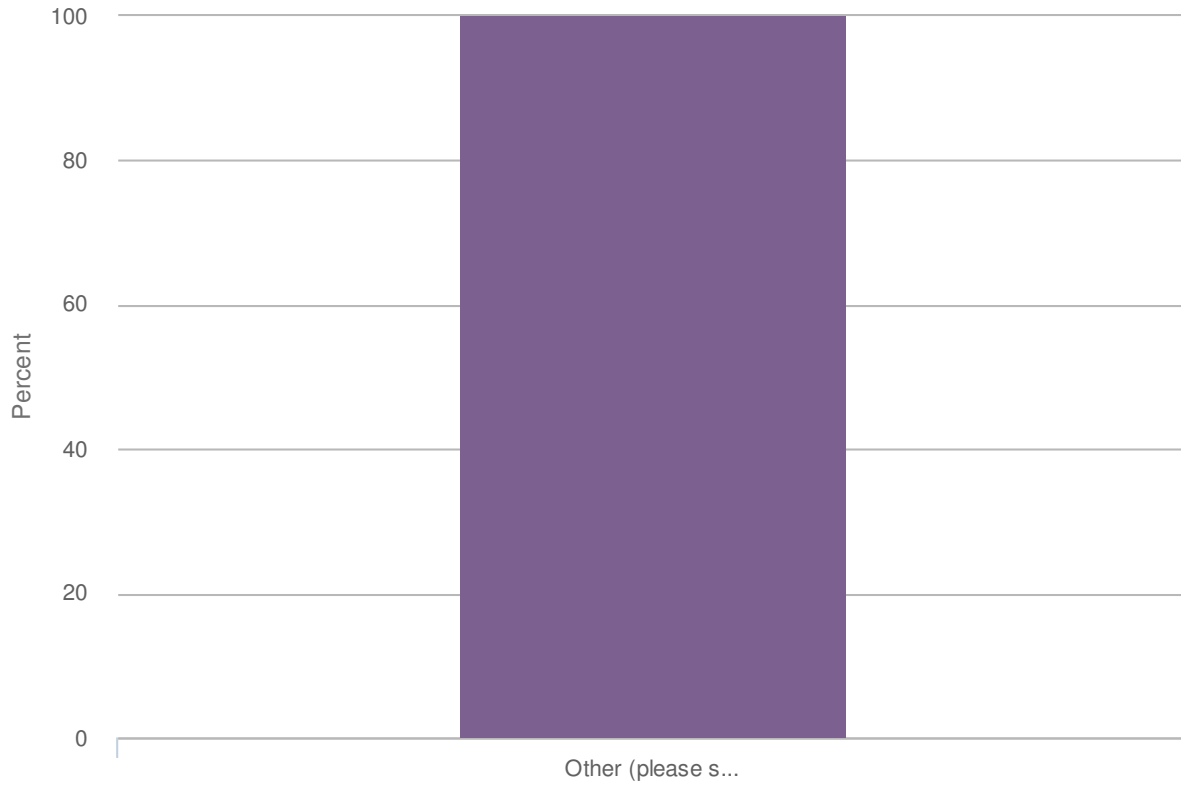
Value	Percent	Count
0 - 5%	100.0%	1
Total		1

5. If you meet your growth projects, would you expect your business to remain in Thorp Arch or to relocate?



Value	Percent		Count
Remain in Thorp Arch	100.0%		1
		Total	1

6. Why have you chosen to locate your business in Thorp Arch?



Value	Percent	Count
Other (please state)	100.0%	1

Other (please state)	Count
N/A	1
Other (please state)	1
Total	1

7. What percentage of your employees live in the following places?

Item	Average	Min	Max	StdDev	Sum	Total Responses
Thorp Arch/Walton/Boston Spa	30.0	30	30	0.0	30.0	1
Harrogate	15.0	15	15	0.0	15.0	1
Wetherby	15.0	15	15	0.0	15.0	1
York	0.0	0	0	0.0	0.0	1
Leeds	30.0	30	30	0.0	30.0	1
Other	10.0	10	10	0.0	10.0	1

8. What percentage of your employees travel to work by the following means?

Item	Average	Min	Max	StdDev	Sum	Total Responses
Bike	5.0	5	5	0.0	5.0	1
Walk	5.0	5	5	0.0	5.0	1
Car	90.0	90	90	0.0	90.0	1
Bus	0.0	0	0	0.0	0.0	1
Other	0.0	0	0	0.0	0.0	1

9. Do your employees regularly use any of the following facilities of Thorp Arch?

Percent

No data to display

Other (please state)

Count

Total

0

10. Are there any additional facilities that could be provided in Thorp Arch that would benefit your business?

Percent

No data to display

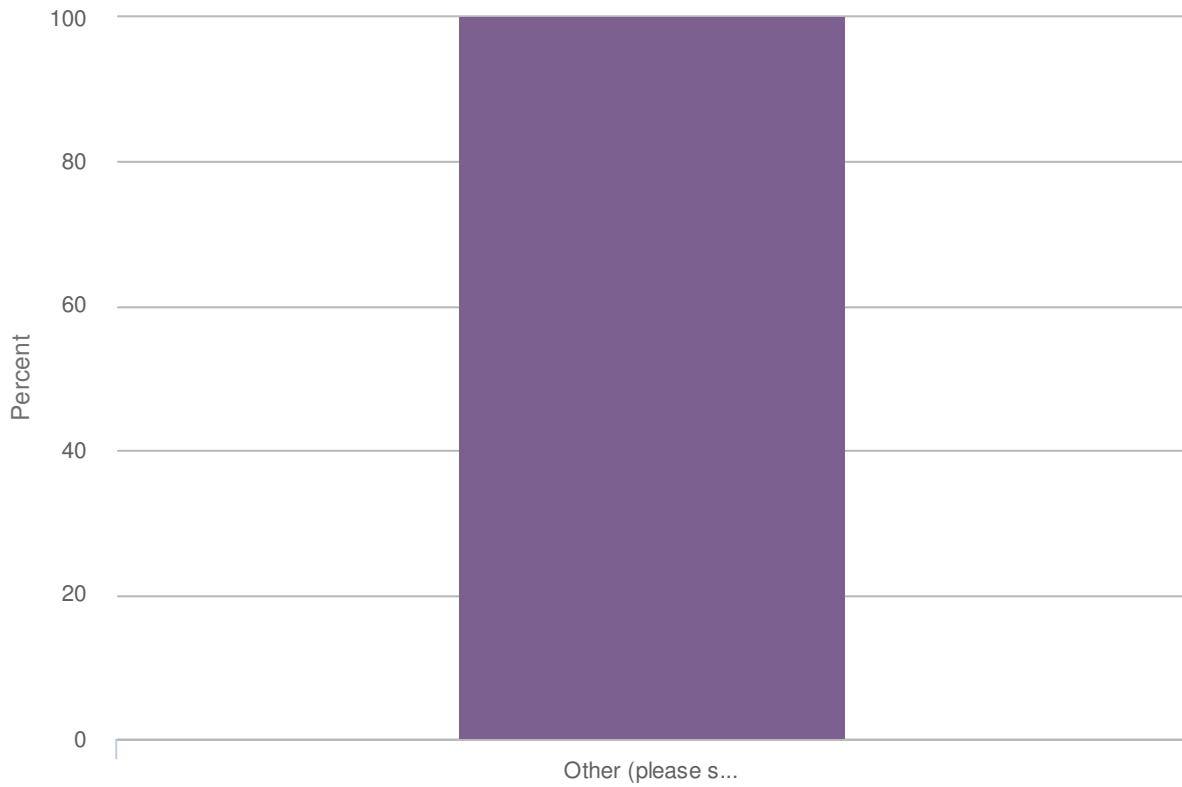
Other (please state)

Count

Total

0

11. In relation to travel to and from Thorp Arch, are there any traffic issues, current or prospective, that concern you?



Value	Percent	Count
Other (please state)	100.0%	1

Other (please state)	Count
Other (please state)	1
Parking around school	1
Total	1

12. If you believe that there are current or prospective traffic issues, what do you believe the possible solutions might be (eg new roads, new traffic management systems etc)?

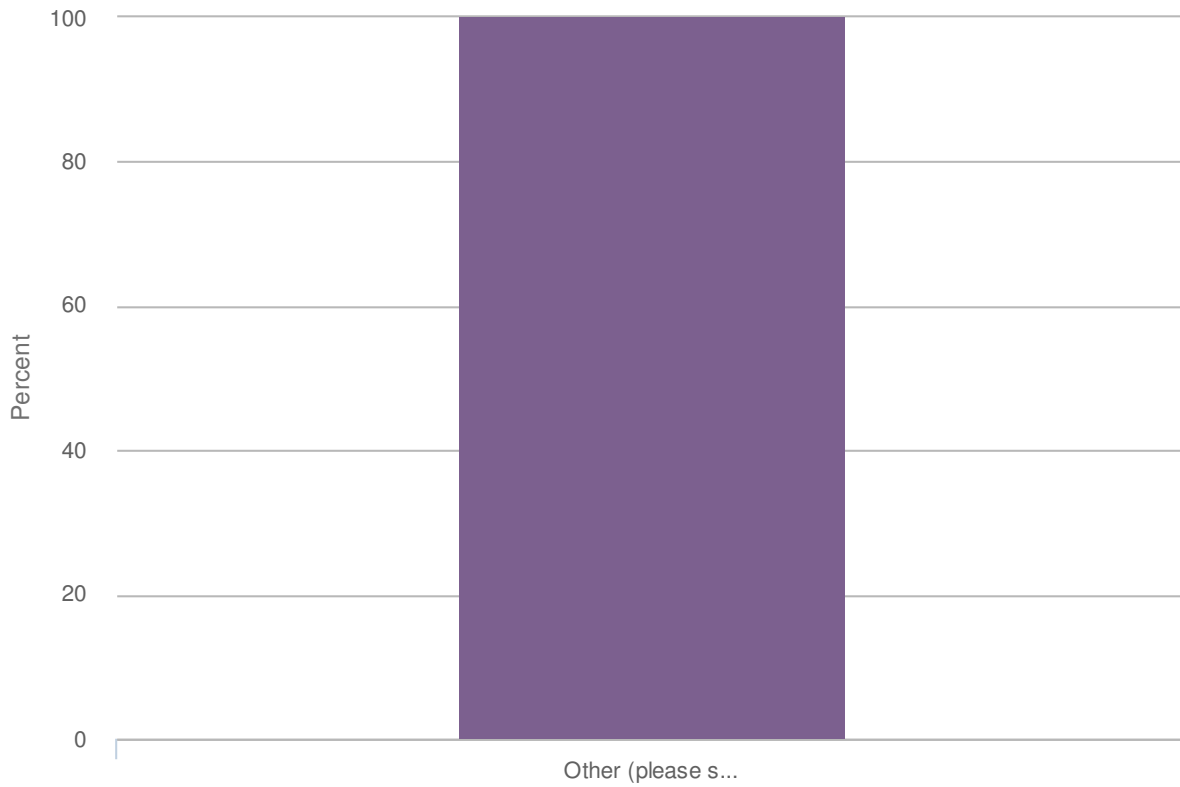
Count

Response

13. As you probably know, there are proposals to build up to 1,150 new houses on part of the Thorp Arch Estate. Would the proposed new development affect your business in any of the following ways?

No data to display

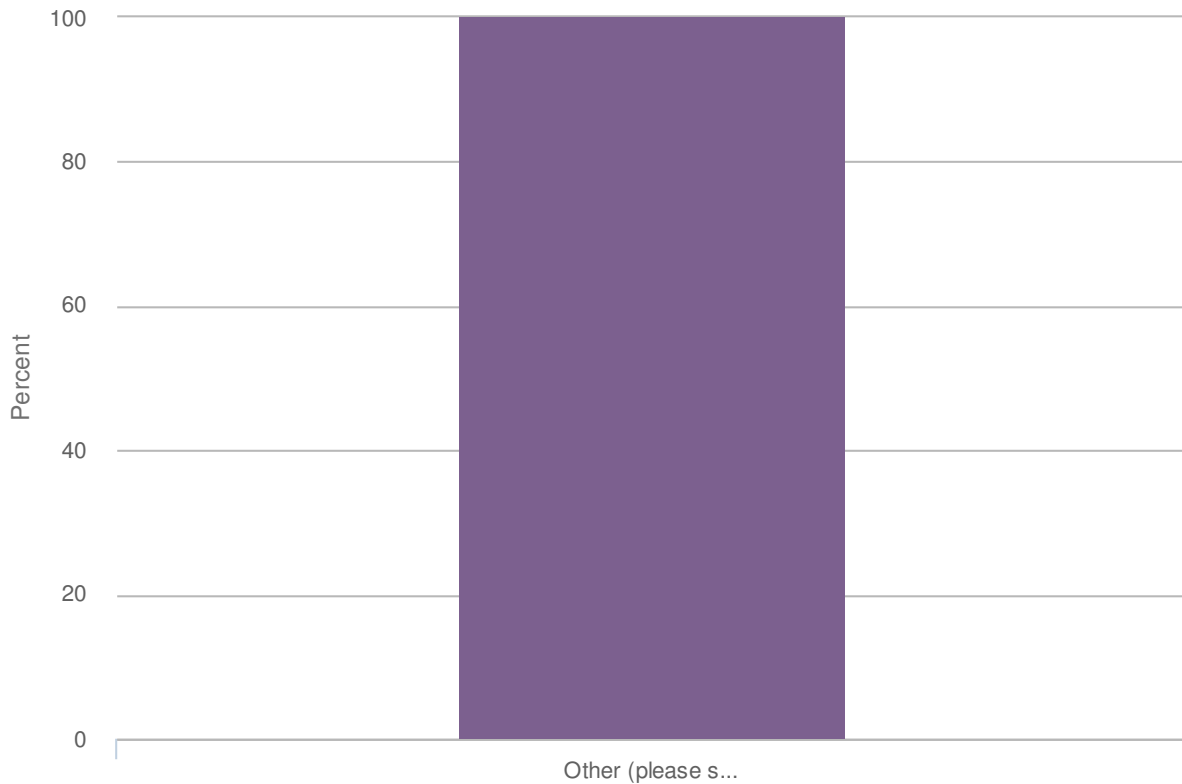
14. If the proposed new development would benefit your business, in what specific ways would it benefit?



Value	Percent	Count
Other (please state)	100.0%	1

Other (please state)	Count
High numbers of pupils at the school	1
Other (please state)	1
Total	1

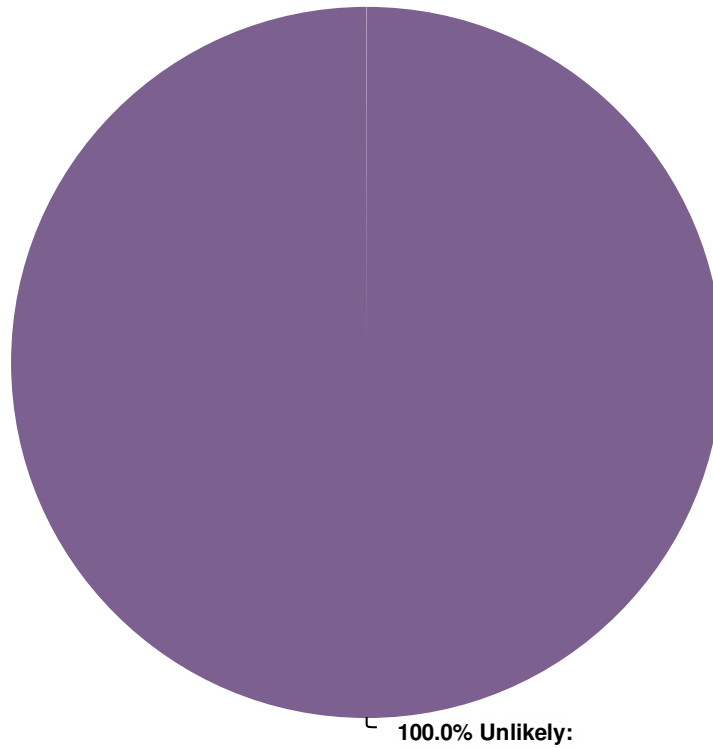
15. If the proposed new development would disadvantage your business, in what specific ways would it be disadvantaged?



Value	Percent	Count
Other (please state)	100.0%	1

Other (please state)	Count
Other (please state)	1
Unable to accomodate many extra pupils. A new school on the site may result in competition for pupils.	1
Total	1

16. Do you think that your employees would be interested in living in any new housing development as envisaged for the Thorp Arch Estate?



Value	Percent	Count
Unlikely	100.0%	1
Total		1